

■ Dimensions

Unit: mm

HRB-1303
L : 4960 × W : 1960 × H : 2955



■ Machine specifications

Model	HRB-5020	HRB-8025	HRB-1303	HRB-2204
Registered model name	HRB5020	HRB8025	HRB1303	HRB2204
Total width: L (when pendant is fully open) mm	3935	4445	4960	6080
Total height: H mm	2765	2785	2955	3090
Depth: W (with L-shift) mm	1750(1935)	1755(1940)	1845(1960)	1895(2025)
Distance between frames mm	1700	2210	2700	3760
Bed height mm	990			
Table length mm	2150	2600	3110	4300
Open height (with punch holder/without) mm	400/520			
Stroke length mm	250			
Pressure capacity kN	500	800	1300	2200
Motor output kW	1.8×2	2.9×2	4.4×2	5.5×2
Number of cylinders	2			
Hydraulic oil capacity L	34	34	48	80
Machine weight kg	5300	6300	9300	16000
Approach speed mm/s	150	150	150	120
Bending speed mm/s	15	15	15	12
Return speed mm/s	150	150	150	120
Tilt range (left-right)	D-axis mm	±5	±10	±15
	L-axis mm	±320	±500	±500
Backgauge measurement length mm	700			
Backgauge finger height range mm	250(30 - 280)			
Backgauge feed rate m/min	L-axis: 30, Y-axis: 60, Z-axis: 10			
Primary power supply cable mm ²	8	14	22	22
Power requirements kVA	6.2	8.3	15.6	20.1

■ AMNC 3i specifications

Display Unit	18.5" wide multi-touch LCD screen
Axes under CNC control	7-axis : D1, D2, L1, L2, Y1, Y2, Z(LS1, LS2)
Axes enclosed in parentheses are optional	
Input method	Angle / direct / shape / 3D
Process selection	Single-action / inching (set by program)
Least input increment mm	D-axis: 0.001, L-axis: 0.01, Z-axis: 0.1, Y-axis: 0.1
External connection terminal	2 USB ports
Memory capacity GB	Maximum 4

⚠ For Your Safe Use
Be sure to read the operator's manual carefully before use
●Use of this product requires hazard prevention measures to suit your work
For details, see the safety guide on the homepage of AMADA (www.amada.co.jp)

*Specifications, appearance and equipment are subject to change without notice by reason of improvement
*The specifications described in this catalog are for the Japanese domestic market

© AMADA CO., LTD. All Rights Reserved.

AMADA CO., LTD.

www.amada.com

inquiry



E111-HQ01en
Apr.2020



HRB SERIES

Retrofittable press brake with hybrid drive system

Hydraulic Retrofittable Bending Machine





Anyone can operate easily

Next-generation press brake

The HRB series is the next-generation press brake that enables new input modes of AMNC 3i and retrofit to streamline customer's bending process further
It supports AMADA's IoT solution "V-factory"



Retrofittable press brake with hybrid drive system

HRB SERIES

HRB series New technologies

Solution

New input modes

AMNC 3i

18.5" wide multi-touch screen is adopted. Built-in CAM is installed as standard

LITE mode allows operators of varied experience levels to utilize and corresponds to different languages and operator authentication



LITE mode
with simple operation & operation navigator




FULL mode
All functions available

Retrofit^{*1}

New concept "Retrofit"

Bi-S (1-axis/2-axis)

·Contact angle sensors




SF1224TL

·Simple sheet follower



Automatic slide foot pedal




AMADA IoT : V-factory^{*2}

·Visualized machine operation status and assistance



My V-factory



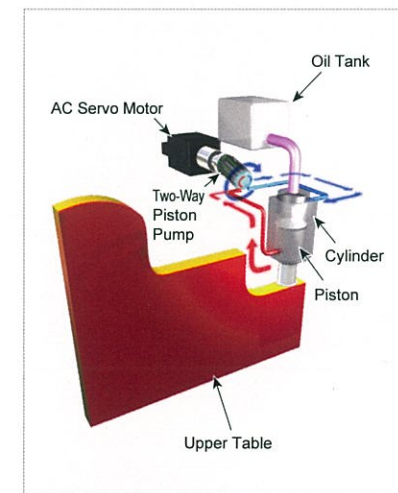
IoT support front

^{*1} Retrofit: Options that can be installed additionally after machine installation
Note that there are conditions for installations
^{*2} V-factory: AMADA proposes the new IoT to "visualize" customer's factories and achieve high-value-added production

Well-developed machine functions for high quality processing

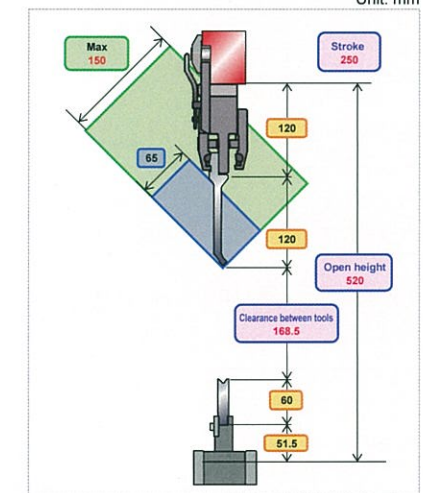
Hybrid drive system

·Achievement of high speed and stable operation



Larger open height and stroke

·Expansion of processing range



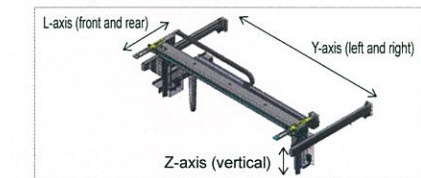
Natural crowning

·Achieving stable longitudinal accuracy



6-axis backgauge


·Setup reduction



Time study

Steel cabinet


New lot : 5
Number of parts : 34



■ Data creation/bend CAM ■ Setups for tooling and machine ■ Test bend and Actual bend

Duct cover

New lot : 5
Number of parts : 4



■ Data creation/bend CAM ■ Setups for tooling and machine ■ Test bend and Actual bend