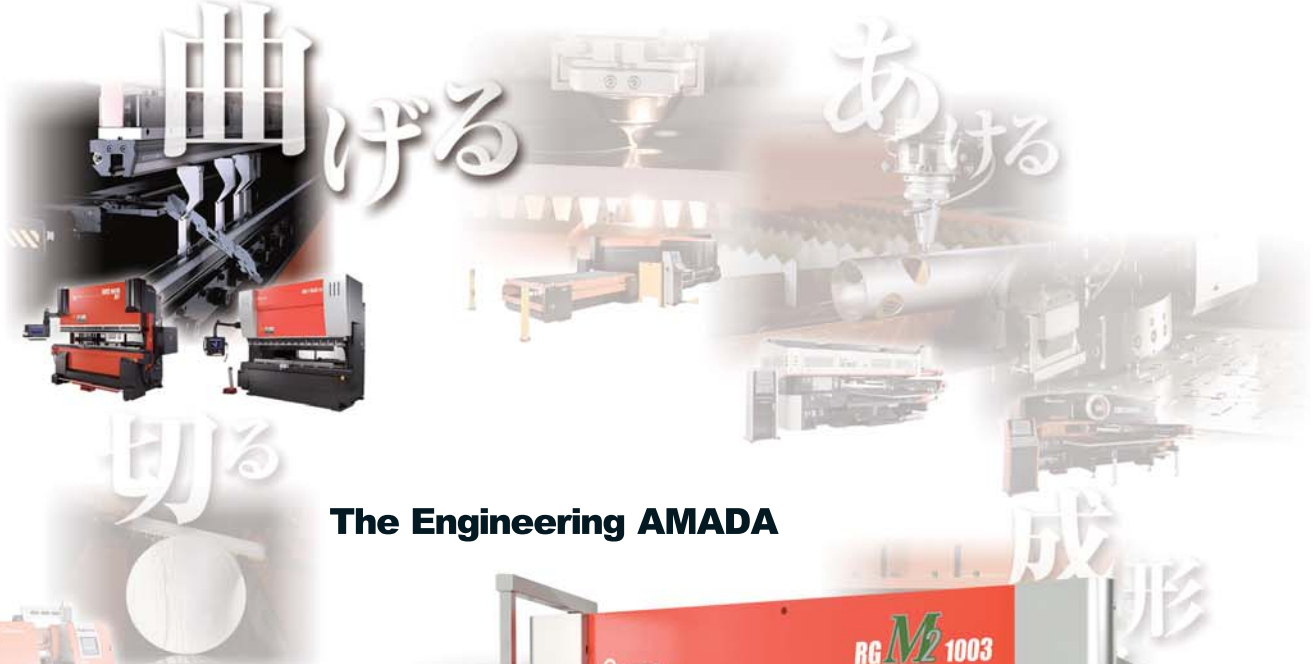


SOLUTION



Press brake **RG M₂** SERIES

Bending



The Engineering AMADA



Renewal of RG series with **70,000** machines delivered worldwide!

Since its first appearance in 1965, the RG series has proved its performance with more than 70,000 machines delivered worldwide. The RG series has now been upgraded to the RG-M2 series with much higher processing speed and high performance NC unit.

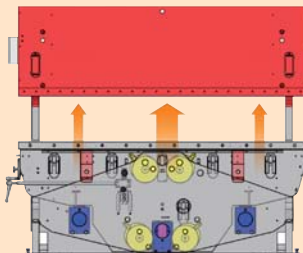


Press brake

RG M2 SERIES

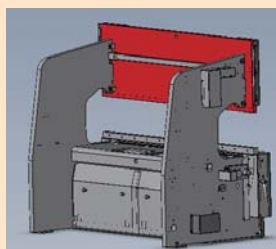
Original structure with more than 70,000 machines produced in 40 years

Center roller guide and center pressure application system



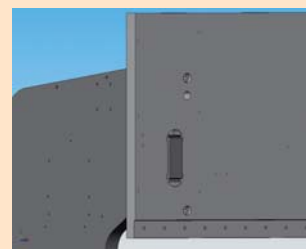
The long roller guides and center pressure application system accurately maintain parallelism between the upper and lower beams, preventing the center drooping bend for high accuracy.

Upper beam with minimum interference



The hydraulic unit and tank are within the lower beam. The open space of the upper beam provides a processing size largely.

Interlocking frame structure



The interlocking frame has less distortion and deflection than a welded frame and does not change processing accuracy over a long period of operation.

RG-M2 series New technologies

1 Programs completed with **minimum** number of input items

1 Angle input mode

- The tool conditions are automatically entered when material thickness is input.
- The entry item learning function immediately calls up previous data for the same material thickness.
- New programs can be instantly set, based on production results.
- Tonnage and bend deduction are calculated automatically.
- The value of FR bending is automatically calculated with simple input of inside radius.

2 Direct input


- The backgauge positioning dimension L and ram positioning dimension D are directly input without entering bending conditions. The bending data is created when the part is actually bent with the handwheel.



2 Digital storage of processing program and know-how.

1 Not only programs but also written memos on the touch screen is stored.

- Created programs are individually named and registered.
- Hand written tool layout, bend sequence and any memos on the touch screen are digitally stored.
- The 1,000 processing program can be stored in the internal memory and also stored in an external USB memory.



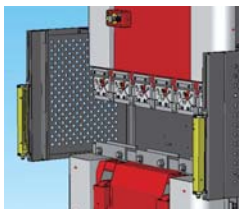
3 Numeric keypad entry (auto backgauge AUTO-99)

- 1 Highly precise backgauge positioning can be performed instantly with simple input on the numerical keypad.
- 2 Data can be arbitrarily entered for up to 99 steps. Bend deduction correction values can also be entered.
- 3 The controller is a portable and compact design.



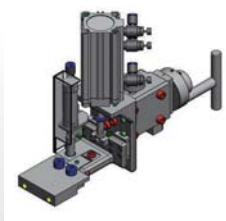
Other functions (including options)

Light curtain safety device with side guards




Pneumatic stopper fingers with top, middle and bottom positions

The height of stopper fingers can be changed at three position for each process.



Special stopper fingers



Stepped gauge finger (with side stopper)

Comb-toothed gauge fingers

Wireless digital protractor/digital vernier caliper

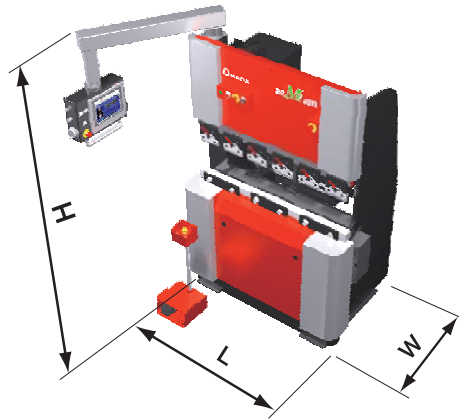
Correction values can be input without being typed in. They can be used quickly, easily and accurately even from some distance away.



Machine area

Unit: mm

RG-M2 3512



Model	3512		1003	
	AMNC	Auto	AMNC	Auto
Installation width	3010	2535	4720	4660
Distance between side frame	1020		2550	
Frame gap	200		400	
Open height (with punch holders)	370			
Lower beam height	955		1050	
Overall width (including side guards)	1815	1735	3575	3575
Overall height	2080	1975	2425	2320
Depth	1405		1460	

Machine specifications

Model		3512		1003	
Press capacity	kN	350		1000	
Maximum bend length	mm	1250		3100	
Stroke length	mm	100			
Closing speed 50/60Hz	Auto backgauge specification	mm/s	46/55	58/70	
	AMNC specification	mm/s	46/55	45/54	
Bending speed 50/60Hz	Auto backgauge specification	mm/s	8.0/9.5	10.8/13	
	AMNC specification	mm/s	8.0/9.5	8.6/10	
Opening speed	mm/s	40		52	
Mass of machine	kg	1900		6700	
Motor output	kW	2.2		11	
Oil capacity, (Litre)	L	30		95	
Primary power cable	mm ²	3.5		14	

Reference values of bend length by material thickness

Model		3512		1003	
Material thickness 2.3	V-opening 14	mm	1250	3100	
3.2	25	mm	1250	3100	
4.5	40	mm	1020	2940	
6.0	50	mm	720	2080	

*For tensile strength of 450 to 500 N/mm². For details, refer to pressure charts in tool catalogs.

Safeguard measures

- Two action footswitch (option)
- LazerSafe (option)
- Light curtain (option)
- Side guard (option)
- Two-operator foot pedal (option)

*Use Amada genuine tooling on Amada press brakes. The Amada press brakes are controlled in various manners by referring to genuine punches and dies. Use of non-genuine tooling may cause various troubles. Particularly, non-genuine punches and dies are different in brittleness and allowable tonnage from Amada genuine punches and dies and may result in poor safety.



For Your Safe Use

Be sure to read the operator's manual carefully before use.

- Use of this product requires safeguard measures to suit your work.

*Specifications, appearance, and equipment are subject to change without notice by reason of improvement.

*The official model names of machines and units described in this catalog are non-hyphenated like RGM23512.

Use these registered model names when you contact the authorities for applying for installation, exporting, or financing.

The hyphenated spellings like RG-M2 3512 are used in some portions of this catalog for sake of readability.

*The specifications described in this catalog are for the Japanese domestic market.

© AMADA CO., LTD. All Rights Reserved.

Amada (India) Pvt. Ltd.

No.60, KIADB Bengaluru Aerospace Park,
Singahalli Village, Budigere Post,
Bangalore, North Taluk – 562 129, India.
Tel.: +91 80 71100200

Website : www.amadaindia.co.in

AMADA head office is certified and registered of ISO14001.

Inquiry



E018-HQ01en

Mar.2015